

Scalar Plasma Technology and Water as an Effective Stress Management Protocol for Healing the Cellular Regenerative System

Jere Rivera-Dugenio, Ph.D.
Quantum Spanner Research, Reno, Nevada USA
Hope 4 Cancer Clinic, Tijuana, Mexico

Copyright: © 2016 Rivera-Dugenio. This is an open-access article distributed under the terms of the Creative Commons Attribution License, which permits unrestricted use, distribution, and reproduction in any medium, provided the original author and source are credited.

Abstract

In the 1960's and 1970's scalar plasma technology was built and tested in France by Antoine Priore, who created extraordinary electromagnetic healing devices of astonishing efficacy. In the 1970's, Dr. Vlail Kaznacheyev, director of the Institute for Clinical and Experimental Medicine in Novosibirsk performed some extraordinary experiments. These experiments are vital to understanding disease and healing on a more quantum mechanics basis than is presently utilized by western medical science. In recent years, energy medicine has gained important traction in cancer management and autism spectrum disorder (ASD) by affecting the cellular regenerative system. Scalar plasma technology and frequency-imprinted water was found to have a positive effect on the autonomic nervous system that is responsible for stress management in the human body. Clinical studies have confirmed that stress and disease are intimately related with each other. The data in this case study suggests that scalar plasma therapy combined with frequency-imprinted water can be a promising alternative therapy in stress and cancer management.

Keywords: Scalar energy; Plasma energy; Cellular regenerative system; Autonomic nervous system; Cancer;

Introduction

There are two mechanisms in the body of concern to treatment of disease and recovery from disease and damage to the body. The first is the well-known immune system, which seeks out, attacks and destroys invader cells such as cancer in the body. The immune system is also comprised of scavenger cells whose purpose is to remove the residue invader cells from the body. Once its mission is complete, the function of the immune system is finished. It does not heal anything, even its own damaged cells. The actual healing system of the body is the seldom known cellular regenerative system, which is a rare kind of electromagnetic system that is comprised of longitudinal scalar waves or energy that was researched extensively by the two-time Noble Prize nominee, the late Dr. Robert Becker.

In the 1970's, Becker was a pioneer in electromedicine and electrochemically induced cellular regeneration. He and other scientists discovered that tiny trickle electrical currents placed across bone fractures would result in astonishing set of cellular

shifts that led to the self-healing of the fracture by deposit of new bone. Becker proved that the red blood cells entering into the electro-influenced area would unload their hemoglobin and grow cellular nuclei (i.e. de-differentiate back to an earlier cellular state). These cells would then 1) re-differentiate into the type of cells that produced cartilage, 2) then those cells would differentiate into the type of cells that make bone and be deposited in the fracture to "grow bone" and increase healing of the fracture. [1]

Kervran's Proof of Biological Transmutation

In orthodox chemistry, one of the strongest dogmas is the stubborn insistence that it is impossible to create another element by chemical reaction. Most chemists also insist that all reactions occurring in living systems are chemical in nature. They believe fervently that chemistry can and must explain life itself. In the early 1960's, a French researcher named Louis Kervran published work, which flew directly in the face of the accepted chemistry dogma. Kervran reported the astounding results of his research showing that living plants were able to accomplish limited transmutation of elements. Kervran was then the Conferences Director at the University of Paris, and his first paper was published in La Revue Generale Des Sciences, July 1960. [2]

Actually biological transmutation and transmutation of elements (alchemy) in general has a history, of both results and suppression. Louis Nicolas Vauquelin, a celebrated French chemist, discovered that chickens could produce more calcium in their eggshells than entered their bodies. Hence they had to be able to "create" the calcium; else their own bodies would have been completely depleted. One of his contemporaries, however - Antoine Laurent Lavoisier - became the "father of chemistry." Lavoisier laid down the dictum that nothing was created. So chemistry fixed upon the notion that the combinations of elements could be shifted, but the element itself could not be transformed. Not until the discovery of radioactivity did any crack in this solid wall appear. But still, the basic ideas of chemistry said the element couldn't be transformed chemically. It could only be transformed if one blasted the daylights out of it with an atomic or particle bullet. Today most chemists still hold that exact same opinion, unshaken.

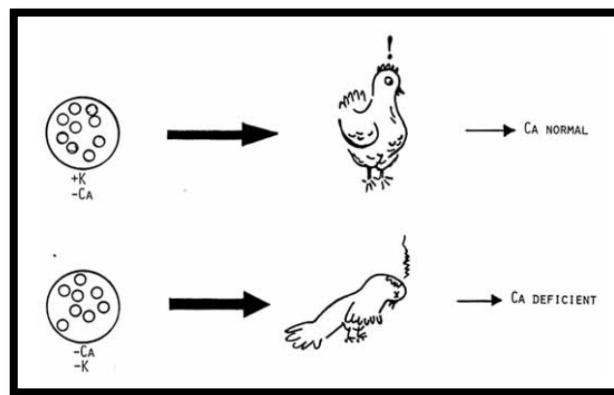


Figure 1. The Kervran Effect. A biosystem can accomplish limited transmutation of elements

There has also been other very positive support for the thesis that if living systems transmute elements, they can produce a net source of energy in the process. In 1978 an officially funded effort of the U.S. Army Mobility Equipment Research and Development Command, Fort Belvoir, Virginia positively confirmed that mechanisms for elemental transmutations could occur in biological systems, from an energy consideration. The work was performed under the direction of Emil J. York, Chief of the Material Technology Laboratory. Solomon Goldfein was the principal investigator for the effort. Robert C. McMillan, Chief of the Radiation Research Group of the laboratory, provided guidance on matters of physics and nuclear physics. The abstract of the final report reads as follows: *"The purpose of the study was to determine whether recent disclosures of elemental transmutations occurring in biological entities have revealed new possible sources of energy. The works of Kervran, Komaki, and others were surveyed, and it was concluded that, granted the existence of such transmutations (Na to Mg, K to Ca, and Mn to Fe), then a net surplus of energy was also produced. A proposed mechanism was described in which Mg adenosine triphosphate, located in the mitochondrion of the cell, played a double role as an energy producer. In addition to the widely accepted biochemical role of MgATP in which it produces energy as it disintegrates part by part, MgATP can also be considered to be a cyclotron on a molecular scale. The MgATP when placed in layers one atop the other has all the attributes of a cyclotron in accordance with the requirements set forth by E.O. Lawrence, inventor of the cyclotron. "*

"It was concluded that elemental transmutations were indeed occurring in life organisms and were probably accompanied by a net energy gain." [3]

The Kaznacheyev Experiments

In the 1970's, Dr. Vlail Kaznacheyev, director of the Institute for Clinical and Experimental Medicine in Novosibirsk performed some extraordinary experiments. For twenty years, he directed highly unusual experiments with twin cell cultures. These experiments are vital to understanding disease and healing on a more fundamental basis than is presently utilized by western medical science. The Kaznacheyev experiments (several thousand) in the Soviet Union proved conclusively that any cellular disease or death pattern could be transmitted electromagnetically, and induced in target cells absorbing the radiation.

In the experiments, two sealed containers were placed side by side, with a thin optical window separating them. The two containers were completely environmentally shielded except for the optical coupling. A tissue was separated into two identical samples, and one sample placed in each of the two halves of the apparatus. The cells in one sample (on one side of the glass) were then subjected to a deleterious agent - a selected virus, bacterial infection, chemical poison, nuclear radiation, deadly ultraviolet radiation, etc. This led to disease and death of the exposed/infected cell culture sample. If the thin optical window was made of ordinary window glass, the uninfected cells on the other side of the window were undamaged and remained healthy. This of course was as expected in the western medical view. However, if the thin optical window was made of quartz, a most unexpected thing happened. Some time (usually about 12 hours) after the disease appeared in the infected sample, the same features of disease appeared in the

uninfected sample. This startling "infection by optical coupling" occurred in a substantial percentage of the tests (70 to 80 percent). From a western medical view, these results were unexpected and unprecedented. Furthermore, if the originally uninfected cells were in optical contact with the infected cells for 18-20 hours or so, and then were correspondingly exposed (optically coupled) to another uninfected cell sample, symptoms of the infection appeared in this third sample an appreciable portion of the time (20 to 30 percent). [4]

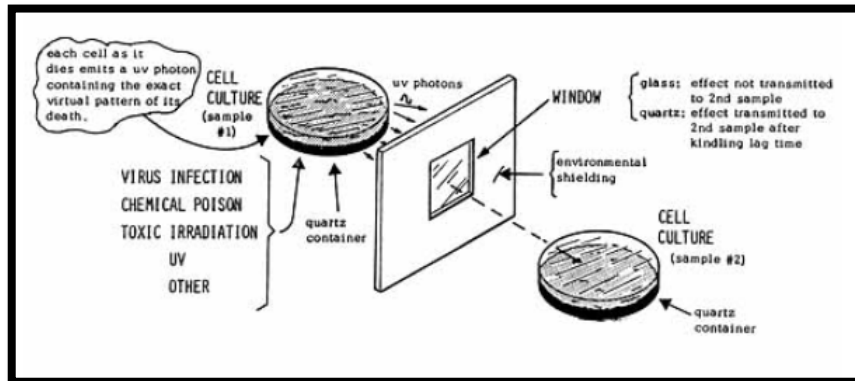


Figure 2. The Kaznacheyev Effect. Thousands of experiments proved that 1) cellular disease is electromagnetic, and 2) it can be induced electromagnetically at a distance. Also known as the cytopathogenic effect.

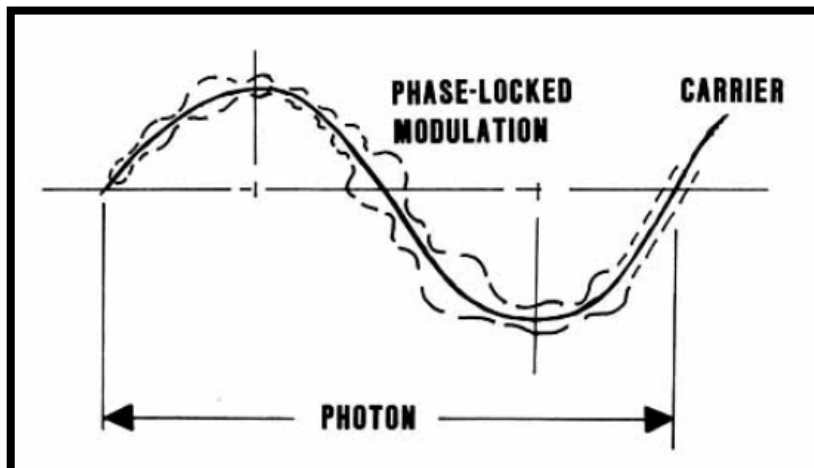


Figure 3. A photon is one oscillation of an electromagnetic carrier. It may have substructures that are modulation. Such a structure is called a giant or compound photon.

Guided by A.G. Gurvitsch's work that showed that cells give off mitogenetic radiation (photons) that can affect other cells, the Kaznacheyev team sought an answer by looking for photons given off by the infected culture sample as its cells died. They found that the cells in the infected culture gave off photons in the near ultraviolet when they died. The normal window glass was opaque to these near-UV photons and absorbed them. In that case, the uninfected culture on the other side of the glass was not exposed to radiation by the UV "death" photons from the dying cells, and they remained serenely healthy. However, the quartz window was transparent to the UV "death photons". When the quartz window was installed, the UV "death photons" passed through it and was absorbed in the uninfected culture on the other side of the window. Most of the time, the uninfected culture, which absorbed "death photons", sickened and died with the same disease symptoms. The Kaznacheyev experiments proved conclusively that cellular death and disease patterns could be transmitted and induced electromagnetically. [5]

The Cell's Electromagnetic Breathing

Via structured photon exchange, the biopotential of the living cell thus "breathes in" the virtual state charge structure of its environment, and "breathes out" its own internal virtual state charge structure. So, in the experiment, the uninfected cells are continually absorbing photons from their surrounding environment, and emitting photons back to it as well. According to our scalar EM view, each photon it absorbs has a substructure that depends upon the part of the environment from whence it came. These "substructures" are actually patterns of the sum-zeroed virtual vectors comprising the potential of the absorbed photon carriers. Normally, since a large number of very different substructures are continually being "input" into the cell's potential from the absorbed photons, the substructure of the cell's potential receives an essentially disorganized continual input from the environment. This equates to the fact that the environment does not normally specifically influence or change the cell's potential with ordered information (organization). [6]

When a cell dies, it ceases to maintain the bio-dynamics that sustained its artificial potential (that part due to bio-ordering by its organized life processes, above the background level of its "inert matter" potential). The dead cell's built-up artificial potential then "discharges" by emitting a structured photon. [7] Since this photon (energy) comes from an organized potential drop, the virtual substructure of the emitted photon is organized. The photon, then - among other things - carries the exact organized virtual charge pattern of the dying cell's disease. We strongly insist on the quantum mechanical view here: All physical changes chemical, material, mechanical, at the root level are constituted and caused by virtual state interactions, in direct patterns of virtual particle exchanges.

The Kaznacheyev experiments showed that the dying cells from the infected culture emitted photons in the near UV that contained artificial (structured) potentials. The virtual-state, patterned-substructures in this photon flux directly represented the cellular disease pattern caused by the original cell's specific infection. In other words, as the infected cells died, they emitted "death photons" which contained the template pattern

of their death condition. When these "death photons" are absorbed into uninfected cells, their deterministic substructures gradually diffuse into the cell's bio-potentials. Gradually the biopotentials of the new cells are "charged up" with the integrated pattern of the disease.

The master cellular regenerative system of the bio-system is itself a dynamically changing, ordered pattern in the biopotential of the cells, which is centered in the atomic nuclei comprising the cell materials. As the bio-potentials of the cells gradually acquire the "death photon's" substructure pattern, this pattern is also diffused throughout (modulates) the master cellular regenerative system. All the cells in the sample (or in a bio-system) are now slowly charging up with the "death photon" pattern.

As Fritz Popp discovered, photons continually "leak out" of the virtual photon master control system of the bio-system. Some of these *leakage photons* are observable photons, but most are virtual photons. Further, they are *structured* photons. In other words, as leakage photons spill out of the master control system, observable change is now being slowly initiated in the physical structures, biochemistry, etc. of the bio-system's cells - and these changes are in consonance with the integrated "cellular death pattern" of the originally infected cells.

It is already well known in quantum mechanics that when a photon is emitted from the surface of a dielectric body, the entire dielectric body participates in that emission. If a photon is absorbed on the surface of the dielectric body, the entire dielectric body participates in that absorption. Thus, as irradiation by the "death photons" continues, the "death structure" in the irradiated cells increases. It is spread throughout the cell culture by the master communication system, gradually charging the virtual state structure of that system with the death pattern. Spillage photons from the cellular regenerative system occur throughout the culture. These photons are structured with the death pattern, and gradually affect the cell and its biochemistry physically. The previously uninfected cells thus physically start to acquire and exhibit the symptoms and characteristics of the disease pattern that killed the infected cells.

Electromagnetic Infection Results in Physical Disease

The new cells are now electromagnetically infected and physically diseased. After all, that is all a cellular disease is in the first place - physical, electrical, and biochemical changes in the normal functioning of the cell. For a given pattern of changes in the cells, a specific "disease" exists in them. It absolutely does not matter what causes this exact pattern. If the specific physical pattern is there, the specific disease is there. Note that any ghost pattern in the virtual state flux can charge up physical matter - that is, the atomic nuclei of a mass. All that is necessary is that a continual flux of this virtual pattern continually bathe (irradiate) the mass's atomic nuclei. The eventual emergence of this "ghost template pattern" into observable physical reality is called kindling. Kindling is charging up one or more atomic nuclei with an integrated virtual charge pattern until the integrated pattern breaches the quantum threshold, resulting in emergence of that pattern into observable physical change.

The Role of Phase Conjugation

If cellular disease can be electromagnetically induced, then the most important question is can the disease be electromagnetically reversed, corrected or healed? If one could time-reverse the exact signal structure (the information) that sparked the effect, and charge the diseased cells with that reversed pattern, it is possible that the cell would revert back to a normal, healthy cell. The burning question as to whether cellular disease conditions can be corrected by time-reversed disease signals must certainly have occurred to the Soviet experimenters. It is highly significant that they did not openly publish those results. [8] As explained in the sections on phase conjugation and scalar electromagnetics, there are really two major kinds of photons: (1) the "normal" photon carries positive energy and positive time, (2) the "time reversed" or phase conjugate photon carries negative energy and negative time.

Furthermore, the Soviets certainly knew all about phase conjugate signals. After all, they discovered and developed the effect. We discovered it only from the open Soviet scientific literature! Let us assume that the "death photons" in the mitogenetic radiation emitted by the dying cells are ordinary photons. Their virtual state structures (in positive observer time) are exact "templates" for the disease pattern. Now suppose we detect the "death photons" with a phase conjugator, which by definition will produce a time-reversed counterpart to the input signal detected. In other words, the death photons are allowed to strike a phase conjugate mirror (PCM). Time-reversed counterpart photons that carry the exact time-reversed template of the death pattern will be created and emitted by the PCM. These newly emitted photons now hold the imprint of the exact "healing information pattern" for that specific "death/disease pattern that was received and detected."

Additionally, if we "pump" the phase conjugate mirror, we can greatly amplify the output pattern, and hence greatly increase the healing pattern! If one records the pattern of the "death photons" for a specific disease, one could modulate that pattern upon ordinary photons/signals - such as the Woodpecker signals - and accomplish disease induction or precursor conditioning. By phase conjugating the pattern of the "death photons," one can produce an exact antidote. One can modulate this specific healing pattern upon ordinary photons/signals - such as the Woodpecker signals - and accomplish healing induction for that specific disease. More importantly, one can create the healing pattern or information for any airborne biological agent, cancer, leukemia, AIDS, and viral or bacterial diseases. It is possible to create the energetic antidote within minutes after the first symptoms of the disease or death pattern appear. One can then simply add the negating (healing) signal to power line signals, television and radio signals, special transmitters, etc. - and immediately start to "administer the antidote" to the irradiated population one wishes to protect.

Popp's Master Cellular Communication System

Dr. Fritz Albert Popp has already discovered and pointed out the "virtual state" master communication system that controls all cells in the body and all their functions. Based on a thesis derived to best-fit experimental results by Ruth and others, Popp postulates that biological systems generally have the capacity to store coherent photons that come from the external world. [9] In other words, the bio-system is open to environmental communication and exchange. Popp has shown that the cell population is in a quasistationary state that is far away from thermodynamic equilibrium, as pointed out by Ilya Prigogine.

Popp also concluded from his analysis that ultraweak photon emission within biological systems can influence chemical reactivity. In fact, his analysis strongly implies that "ultraweak" photon intensity can regulate the whole cell metabolism and related phenomena. The cell takes up photons from external radiation. This includes both "observable" photons and "virtual" photons. Since it stores virtual photons, it stores charge, or biopotential changes. Since its stored virtual photons may be coherent virtual photons, it effectively "polarizes" or structures its stored photon charge, hence its biopotential. The cell emits "spillage" photons - both coherent and incoherent - from its stored potential. Although Popp only uses conventional "unstructured" photons in his analysis, he shows that, at the molecular level, there is a stationary equilibrium, as far as photon storage and emission are concerned, between the molecular photon traps, the cell population, and the external world. It follows that *coherent* photon/charge inception from the external world can directly and precisely influence the cell's biopotential, hence its functioning and control, by information input. *Incoherent* photon inception, on the other hand, can only grossly affect the cell, such as by heating or sporadic effects. In his "Photon Storage in Biological Systems,"[10] Popp points out the master cellular communication and control system as follows: *"The photons which we have measured can be seen as a sort of "waste" from a virtual electromagnetic field with a high coherence. This field has a tendency to become stationary over the whole organism."*

After additional analysis, he adds: *"Consequently, biological systems must exhibit 'holographic' properties to an extremely high degree. The successful trials in finding 'pictures' of various organs in each other organ, such as the ear, the hands, the eyes (acupuncture, iris diagnosis) support these conclusions. Our assumption that the entire genetic information of the DNA is stationarily delocalized over the body in form of genons may be seen as a further striking example. From this we can easily deduce that pattern recognition, as, for example, repair mechanisms and immunity, depends finally on the coherence of the photon field within the body."*[11]

Finally, Popp states a most important conclusion: "...In medicine new aspects have developed, and not only for cancer problems. Diseases in general can possibly be understood in terms of electromagnetic interactions within the organism." [12]

Scalar EM Comment on Popp's Communication System

Popp and his colleagues have produced most important work and results. They only need to add the impact of the zero-point, scalar electromagnetics (electro gravitation). The biopotential of the cell is rooted in the nuclei of the atoms of the cell's constituent materials. To be sure, every internal physical structure of the cell correspondingly "levels" and structures the biopotential. The overall cellular communication system is actually the exchange of "leakage" photons - both observable and virtual - throughout the overall biopotential of the organism. Further, going beyond Popp's work, both the biopotential and the leakage photons have extensive, complex internal substructures. Leakage and intercommunication occurs laterally at all levels of the biopotential, and vertically among cells and substructures. The master cellular regenerative system's primary electrical conductivity path is not through the electron shells of the atoms, but is through the nuclei-to-nuclei scalar EM "biopotential levels" pathway. With scalar EM methods, organized signals (signals with specific internal nonzero vector EM waves, but which externally sum to zero vector resultant E and H fields) can be constructed for essentially any specific purpose. This includes "killing" a cancer or leukemia cell, destroying a virus, changing the DNA, etc.

This approach can directly reach and manipulate all immune and repair system functions. The entire biochemistry and functioning of the cell - including its genetics - is completely bio-engineerable. The Soviets have long known this, and have long since done it. Further, a specific "charge pattern" of desired specific immunity (antibodies, etc.) can be designed and used to "charge up" the nuclei of the bio-system. This charge is then maintained by the system to provide permanent immunity. Thus one can develop, for example, an "electromagnetic inoculation" for autism, cancer, leukemia, Lyme disease, etc.

Since the cellular regenerative system is holographic, the "charge pattern" of immunity resides in every cell, including the blood cells. Injecting a drop of blood from a scalar energized, immunized animal into another non-immune animal carries the scalar EM immunity pattern into the new animal; that charge diffuses throughout the overall biopotential of the organism, and the charge pattern activates the animal's immune system, including causing it to produce antibodies - according to the EM-transferred antibody template.

Antoine Priore and his therapeutic machine

Antoine Priore, an Italian electrical engineer who lived in France, demonstrated this effect numerous times. [13] This was one of the great mysteries that confounded the members of the French Academy of Sciences. The French Academy did not know of scalar electromagnetics, the cellular biopotential rooted in atomic nuclei of the cellular material, the cytopathogenic effect of mitogenetic radiation from diseased and dying cells, phase conjugation, and phase conjugated electromagnetic healing. It is little wonder they did not comprehend the operational healing mechanism of the Bordeaux cancer-curing machine of Antoine Priore!

In hundreds of rigorous tests with laboratory animals, Priore's machine cured a wide variety of the most difficult kinds of terminal, fatal diseases known today. The French government invested several million dollars into Priore and his machines definitively demonstrated a 99% cure of all kinds of terminal cancer and leukemia, in thousands of rigorous laboratory tests with animals. [14] Prestigious members of the French Academy of Sciences did many of the experiments and tests. Robert Courier, head of the Biology Section: and Secretaire Perpetuel, personally introduced Priore's astounding results to the French Academy.

The operation of the Priore machine was seemingly incomprehensible. Many orthodox French scientists—some of them world renowned—were outraged at the success of such a machine, claiming that science had nothing to do with "black boxes." They loudly called upon the inventor to explain the mechanism utilized by his machine, but the inventor either wouldn't or couldn't explain the curative mechanism. Priore certainly knew how to build the machine and make it work. It is debatable to this day whether anyone—Priore included —actually understood its principle of operation. Neither the French Academy nor Antoine Priore knew anything of phase conjugation at the time. In fact, the entire Western World knew nothing of phase conjugation in the 1960's when Priore was getting his finest results. At that time, only the Soviets knew of time-reversed waves.




Figure 4. One of Priore's intermediate devices. This device cured terminal cancer and leukemia in thousands of laboratory animals. (Courtesy of Bob Whitney)

Certainly Priore's machine was impressive. [15] Into a tube containing plasma of mercury and neon gas, a pulsed 9.4-gigahertz wave modulated upon a carrier frequency of 17 megahertz was introduced. Radio emitters and magnetrons in the presence of a 1,000 gauss magnetic field produced these waves. Experimental animals were exposed to this magnetic field during irradiation, and the mixture of waves (some 17 or so) coming from the plasma tube and modulating and riding the magnetic field passed through the animals' bodies. [16]

Amongst other things, plasma can convert a transverse wave to a longitudinal wave. Furthermore, phase conjugate (time-reversed) waves can be produced by plasmas and Priore's apparatus produced a scalar EM wave/signal with deliberately constructed, infolded components including phase conjugate waves. A cancer cell is a distorted human cell gone out of control of the body's master cellular regenerative system. The cancerous cells, viewed as a sort of separate, parasitic group of cells, form a special kind of organism having its own master cellular regenerative system level immersed in the host's biopotential. It is important to note the relevance of the late Dr. Robert Becker's significant experiments proving that cells can be dedifferentiated and re-differentiated electrically. Those experiments are strong indicators that the cancer cell should be capable of being reverted to its more primitive state that of the normal cell by electromagnetic means. [18]

There is a specific, constant electromagnetic "channel" that differentiates the parasitic cancerous "organism" from the normal human cellular organism. This "channel" can be considered a constant, complex-structured charge existing in the body's atomic nuclei. It's exactly as if the body biopotential had been charged up by Kaznacheyev's "death photons" for that specific cancer condition. If this cancerous "channel", which may be a complex intermodulation mix of waves (or a frequency shifted "transform" of it to a different frequency band) is phase conjugated, a specific healing channel frequency pattern results. If phase conjugate replicas of a cancer's cell's specific "channel" frequencies are fed into the body having that cancer, the deviation of the cancer cell's master cellular regenerative system will be "time reversed." That will return the cancer cell to control of the animal's proper master cellular regenerative system. The cancerous cell will be immediately destroyed, or reverted back to a normal cell of the animal. A very similar process exists for just about every disease bacterium and infectious agent that attacks the body.

The Kaznacheyev experiments in the Soviet Union proved that any cellular death and disease pattern could be induced by a specific electromagnetic pattern carried on an electromagnetic signal, if the target cells are bombarded with the pattern-carrying carrier signals for a length of time. [19] What was not published of Kaznacheyev's work was the correspondent work showing electromagnetic reversal of cellular death and disease conditions by irradiating the diseased cell cultures by phase conjugate replicas of the pattern-carrying induction signal.

In simplified terms, if an action in forward time induces a condition, then the time-reversal of that action will reverse the condition. The concept is almost preposterously simple. The time-reversal of an electromagnetic disease process is a specific healing process for that disease. In his device, Priore internally structured the carrier photons themselves—making them vacuum engines. He phase conjugated his vacuum engines, and then passed these time-reversed vacuum engines down and through a strong magnetic field which thoroughly penetrated all cells of the biological organism being treated.

The scalar components (structured photons) representing the time-reversal of the disease were absorbed and reradiated in all the cells, "charging up" the nuclei of the atoms in the organism to some potential level of the exact "healing and reversing pattern." In the process, the cancer/leukemia pattern/charge also destroyed the cancer cells, or converted them back to normal cells as appropriate. As a highly simplified analogy, the complex signal - viewed as a scalar Fourier expansion - represented a "stress" against any abnormal cellular control system encountered and returned it to the normal cell's master cellular control system of the body.

Encountering the normal control system in normal cells, it produced zero stress. Encountering the abnormal control system in tumorous cells, it produced great stress on it, reverting it to the normal control system of the body's normal cells. Thus to a normal cell the Priore signal pattern acted somewhat as a comb passing through one's hair. No interference occurred with the normal cell (one whose scalar control pattern is phase-locked to the body's master cellular control system and in phase with it).

The Priore signal stimulated and "stroked" the normal cell, but did not hurt it at all. On the other hand, the scalar control pattern in and of an abnormal, cancerous cell is out of phase with the body's master cellular regenerative system, and is not phase-locked to it. Hence the Priore signal caused direct interference with the abnormal cell's independent scalar control system. The interference pattern constituted the reconstruction of normal energy directly in the cancerous cell, and also jammed its abnormal scalar life signal. This destroyed the cancerous cell by two mechanisms: 1) physical energy was kindled directly in the abnormal cell, causing direct mechanical damage, and 2) the cancerous cell, being an "independent living critter," had its scalar life channel (connecting its primitive "mind" to its "body") jammed and stopped. If the cancerous cell was reverted to a normal cell by the Priore stress before being destroyed, it became just a normal cell and the Priore stress had no further effect upon it. [20]

DNA – A Biological Modem

DNA, or deoxyribonucleic acid, is the hereditary material in humans and almost all other organisms. Nearly every cell in 99% of all human bodies has the same DNA. Most DNA is located in the cell nucleus (where it is called nuclear DNA), but a small amount of DNA can also be found in the mitochondria (where it is called mitochondrial DNA or mtDNA). [21] An important property of DNA is that it can replicate, or make copies of itself. Each strand of DNA in the double helix can serve as a pattern for duplicating the sequence of bases. This is critical when cells divide because each new cell needs to have an exact copy of the DNA present in the old cell.

According to Russian scientists Grazyna Fosar and Franz Bludorf, the human DNA is likened to a biological Internet that can be influenced and reprogrammed by sound frequencies such as words without the primitive way of cutting out and splicing genes. [22] It is preposterous for modern day western scientists to only focus their

research on the 10% of our DNA that is being used for protein building and label the other 90% as “junk DNA”. Again, this is evidence that modern day science and medicine is three-dimensional in perspective when they should have a multidimensional approach. According to Russian researchers, linguists and geneticists, DNA is not only responsible for the building of our body but acts as data storage and communication pathway. The Russian linguists found that the genetic code within the introns (junk DNA) adhere to the same rules as all our human languages. They associated the rules of syntax, semantics and the basic rules of grammar. It was discovered that the DNA alkalines follow ordered grammar and have set rules just like our languages. Consequently, human languages did not appear coincidentally but are a reflection of our inherent DNA. [23]

Russian biophysicist and molecular biologist Dr. Pjotr Garjajev and Russian researcher Dr. Vladimir Poponin have been carrying out pioneering research into the vibrational state of DNA. They did not accept that 90% of our DNA is ‘Junk DNA’. Fosar and Bludorf examined these results and stated: "Living chromosomes function just like solitonic (scalar)/holographic computers using the endogenous DNA laser radiation." [24] They went further by suggesting that “the human DNA is a biological Internet and is superior in many aspects than the artificial one”. [25]

Equally amazing DNA research comes from German theoretical physicist Fritz-Albert Popp, PhD. His research and experiments on how the DNA of living cells stores and releases photons guided Popp to the conclusion that “We now know, today, that man is essentially a being of light.” [26] From Popp’s experiments, he coined the term “biophotons” to differentiate the astounding implications of ordinary light versus biophotonic light, or what others call “higher-dimensional light.” According to Popp, not only does living DNA communicate with other DNA in the body through these biophotons, it also has the capability of communicating to other bodies, and even other life forms. Biophotonics is a branch of quantum biology that engages with communications between single-photons and physical, biological matter for the purpose of understanding the inner mechanisms of cells and tissues in living organisms. It is perhaps the optimum explanation for comprehending cell function by integrating molecular activities within the living cells.

The biological emission of biophotons is a term used to describe the permanent ultraweak (1-100 photons/sec/cm²) emission of coherent (phase-locked and/or frequency-locked) photons from living systems. [27] Popp measured it to be a quantum biological occurrence with a bio-informational quality separate from the non-coherent emission of photons as by-products of metabolism, for example similar to thermal radiation and bioluminescence/chemiluminescence caused by radical reactions, oxidation etc.

Biophoton or ultraweak photon emission stems from relaxation of electronically excited states of the elements of live cells that are commonly associated with the presence of an oxidative metabolism that accompanies the production of reactive oxygen species (ROS). ROS then contribute in the wide spectrum control of biochemical and physiological functions. Biophoton/ultraweak photon emission reflects the pathophysiological state with respect to mitochondrial energy (ATP) production and the

susceptibility to oxidative stress that is originated from the extreme production of ROS or a lack of activity for antioxidant protection.

Ultraweak Photon Emission (UPE) or Biophoton emission (BPE) refers to the occurrence of constant and spontaneous emission of light from all biological systems including humans due to metabolic activities, without excitation or enhancement. This occurs in the visible and UV part of the electromagnetic spectrum at ultra low intensities, on the order of 10^{-16} – 10^{-18} W/cm². The clear emission of bio-photons is associated with energy and information transfer procedures in the biological organisms, which has been connected to the function of DNA and to gene regulation.

There have been proposed various mechanisms of production, emission, and absorption of bio-photons, which concern metabolic and homeostatic processes, biorhythms, intracellular and intercellular communication, cell growth and differentiation, regulation of biochemical and morphogenetic processes, and microtubule function, etc. Additionally, many governments have experimentally verified this occurrence along with independent university research laboratories in unicellular organisms, separate cell cultures that exhibit photon communication resulting in synchronization of their emission pattern, tumor cells that exhibit characteristic photon emission pattern different from normal cells, tissues, organs, plants, animals, and humans.

Due to variation in photon emission between health and sickness, comparative studies involve the effect of microbial infections in biological systems, the correlation with states of health, and new methods of interpretation and assessing pathological states such as cancer and multiple sclerosis. Additional experimental investigations suggest that ultraweak photon emission from the surface of the human skin is emitted in the visual and in the infrared spectrum and is also strongly correlated to electrodermal activity. [28] In cancer diagnosis, the use of near-field electrical measurements, in addition to the far-field technique of ultraweak photon emission, utilizes frequency selective (resonant) absorption of electromagnetic waves in malignant tumors. [29]

Introns (Junk DNA) and Intelligent Design

In 1990, The Human Genome Project was unveiled with its sole purpose to decode and map the entire human DNA based upon a test human selected from a group of anonymous donors. A decade later in 2000, the group announced that entire human genome had been sequenced. The big surprise to the scientists was that active genes make up only 3% of the total DNA in our chromosomes. These active genes are either clustered together in larger groups or all alone, however, in between each gene sequence there are long stretches of nonprotein-coding DNA that do not appear to contain any type of code for anything. These stretches have been referred to as “introns” or “junk DNA” by mainstream scientists mainly due to the fact they have not figured out what secret message it conceals. From their perspective, discovery of the nonprotein-coding regions confirmed the prediction of naturalistic evolutionary theories and disconfirmed an inherent prediction of intelligent design. As philosopher of science Philip Kitcher states:

“If you were designing the genomes of organisms, you would not fill them up with junk.” [30]

The theory of intelligent design forecasts that most of the nonprotein-coding sequences in the genome should perform some biological function, even if they do not direct protein synthesis. As William Dembski explained and predicted in 1998: “On an evolutionary view we expect a lot of useless DNA. If, on the other hand, organisms are designed, we expect DNA, as much as possible, to exhibit function.” [31] The recent discovery that nonprotein-coding DNA implements a variety of important biological functions has confirmed the prediction. This conclusively disproves critics of intelligent design who have argued that the genome is composed of mostly useless DNA. [32]

Recent scientific discoveries have shown that the nonprotein-coding regions of the genome direct the producing of RNA molecules that regulate the use of the protein-coding regions of DNA. Cell and genome biologists have also discovered that these supposedly “useless” nonprotein-coding regions of the genome: 1) regulate DNA replication, 2) regulate transcription, 3) mark sites for programmed rearrangements of genetic material, 4) influence the proper folding and maintenance of chromosomes, 5) control the interactions of chromosomes with the nuclear membrane and matrix, 6) control RNA processing, editing, and splicing, 7) modulate translation, 8) regulate embryological development, 9) repair DNA, and 10) aid in immunodefense or fighting disease. In several cases, introns have even been discovered to code functional genes. [33] Overall, the nonprotein-coding regions of the genome function like an operating system in a computer, which can direct multiple operations simultaneously. [34] Contrary to being called “junk”, as materialistic theories of evolution assumed, the nonprotein-coding DNA directs the use of other information in the genome, similar to an operating system directs the use of information contained in various application programs stored in a computer.

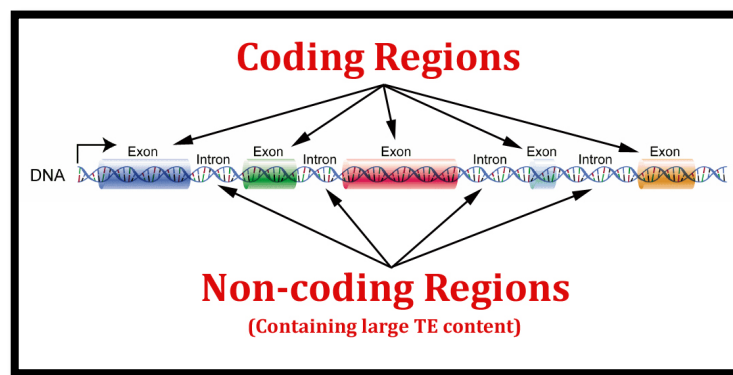


Figure 5. The coding (exons) and noncoding (introns) regions of the DNA

Whereas western mainstream science participated in the Human Genome Project focusing on the 3% of the encoding triplets of DNA, Dr. Pjotr Garjajev and a group of Russian scientists formed to research the entire human genome. Unlike the western scientists, the Russian research adopted a wide perspective in their experiments. Their research discovered that the “junk DNA” had been completely abandoned and disregarded by western mainstream science. Research in linguistics unveiled that the sequencing of the nonprotein-coding DNA follows the rules of basic syntax. Similar to a biological language, there is a definite structure and logic in the sequence of these triplets. Further investigations disclosed that the codons actually form words and sentences just like the human language follows grammar rules. [35] Despite much research into the origins of human languages and the grammatical rules that are fundamental to all human languages, science has been unsuccessful in locating the source. [36] However, for the first time in modern history, the origins of language may be unexpectedly credited to DNA. The language of the genes is much more ancient than any human language that was ever spoken on this planet. It is even plausible that the DNA grammar itself served as the blueprint for the development of human speech. [37]

DNA Reprogramming

While the Human Genome Project decoded the “machine language” code of the DNA molecule, Russian scientists discovered the higher-level language present in DNA. Garjajev’s group discovered that DNA could be altered. The codons of the DNA string can be rearranged in different sequences. Ultimately, the software of the human genome can be reprogrammed. Studies confirmed that the triplets in the DNA sequence are able to exchange places. [38] As western scientists cut and spliced single genes from the DNA strands, Garjajev’s group actively worked on devices that can influence the cellular metabolism through suitable modulated radio and light frequencies and thus repair genetic defects. Garjajev’s research group proved that with this method, damaged chromosomes by x-rays could be repaired. They even captured information patterns of a particular DNA and transmitted it onto another, thus reprogramming cells to another genome. [39] For example, they successfully transformed frog embryos to salamander embryos simply by transmitting the DNA information patterns.

The DNA Phantom Effect

Another experiment involved exposing test tubes with in vitro DNA to coherent laser light; the laser light spiraled along the DNA double helix as if it was directed by the structure of the DNA molecule. The most remarkable effect was when the DNA itself was removed from the test tube; the laser light kept spiraling. The vacuum of the space that was just previously occupied by the DNA had altered and something triggered the laser light to keep spiraling. These effects have been measured and remained for quite some time after the DNA was removed. The effect is now becoming well known as the DNA phantom effect. [40] Dr. Vladimir Poponin and his team of Russian Academy scientists repeated the “Phantom DNA Effect”. Poponin concluded, yet again, that a field structure was formed in the physical vacuum even when the original DNA was removed.

We've seen similar examples of vacuum changes before that could be attributed to torsion fields. [41] The Russian scientists also discovered that our DNA could cause disturbing patterns in the vacuum, thus producing magnetized wormholes. [42] Wormholes are the infinitesimal equals of the supposed Einstein-Rosen bridges in the locality of black holes. [43] These are energetic tunnel systems between different dimensional planes through which information can be transmitted outside of space and time. The DNA magnetizes these pieces of information and delivers them instantaneously to our consciousness.

Hyper-Communication / Keylontic Communication

What the Russian scientists were observing is called "Hyper-communication," where information is passed inter-dimensionally. [44] The DNA behaves like a multidimensional doorway or "star-gate" between different dimensions. The process of hyper-communication is similar to what psychics call "intuition" and is most effective in a relaxation state. Russian scientists deduced that energy from outside of space and time still flows through the activated wormholes after the DNA was removed. The side effect encountered most often in hyper-communication and also in human beings is incomprehensible electromagnetic fields in the vicinity of the persons affected. Electronic devices like laptop computers and radios mysteriously stop working. When the electromagnetic field slowly dissipates, the devices function normally again. This is true for many qi-gong healers and they know this effect from their work. [45]

Hyper-communication can be observed in nature through the insect kingdom, especially the bees and ants. When a queen bee is separated from her bee colony, worker bees continue their work building and protecting the hive. If the queen bee is killed, all work in the hive comes to a halt. The bees from the colony have no purpose and become disorganized. When the queen bee was alive, she would transmit her instructions to the colony via the collective bee consciousness, even though she was miles away. With humans, hyper-communication occurs when a person suddenly downloads information outside of one's own personal knowledge base. This type of hyper-communication is also known as Keylontic Communication, which is an electronic, bio-neurological data-stream transmission that: 1) does not cause human DNA damage, and 2) does not intrude or invade the human biology or bio-energetic field. [46] Through the natural bio-chemical and electrical translation process inherent to a human biological form, the electronically encoded information would translate into one's own native language as "direct cognition". [47]

In 1975, when I was ten years old, I first experienced hyper-keylontic communication as I was contemplating what subject to choose for my public speaking contest, I suddenly wanted to know more about life after death. Twenty-five years later, I undergo my spiritual awakening through my own near-death experience. This is a prime example of how, as a ten-year-old child upon receiving this hyper-keylontic communication download on life after death, my DNA magnetized this information,

created a wormhole and transmitted those bits of information to my non-local consciousness, which is not bound by space and time, and manifested into my near-death experience in 2000. Once more, what we are seeing here is information being transmitted, inter-dimensionally, and it is even more interesting to note how information can be passed between individuals whose DNA is magnetized. This may explain how psychic children are able to exchange intricate ideas to each other through this invisible unified field. [48] This is a prime example of how DNA communicates over vast distances. Similar to the Internet, our DNA can feed its accurate data into the network, retrieve the data from the network and can connect with other members in the network. Thus, phenomena such as remote viewing, telepathy, and remote healing can be explained. In the animal kingdom, animals seem to know when their masters come home. [49] All of these examples can be explained via the concepts of non-local group consciousness and hyper-keylontic communication.

Our DNA is like a biological "modem" for it allows us to simultaneously operate in different realities, dimensions and densities. So, our DNA is multi-dimensional and not something located only in the 3-D reality, like most scientists think. Here's a question I propose to all the mainstream scientists who either ignored or discarded the multidimensional aspect of information, can they create a new species with the current knowledge they have now? The answer is no. Can the advanced, multidimensional beings and civilizations that explained in detail how humans were genetically engineered, who carved that cuneiform information into clay tablets over 6000 years ago, create a new species with the information they have? [50] The answer is yes. That should speak volumes.

Hyper-keylontic communication is a vital part of the new paradigm shift that offers something quite rare: the ability to self-heal. I know via my own NDE that when humans reclaim their connection to the unified, non-local consciousness field, they apply that non-local awareness to access their introns (junk DNA), they could essentially reprogram the morphogenetic fields of their own DNA, thus reclaiming their inherent ability to self-heal and self-regenerate. In order to fully understand DNA and its implications for the potentiality of self-healing, we must examine the multidimensional aspect of DNA through scalar wave morphogenetic field mechanics.

Introduction to Scalar Energy

According to Merriam-Webster dictionary, the term 'scalar' means having an uninterrupted series of steps. [51] In physics, a 'scalar' is a physical quantity that only has magnitude but no direction, unlike (or as a special case of) vectors, tensors, etc. which is described by several numbers, which characterize magnitude and direction and a vector, can be defined as a physical quantity that has magnitude and direction. In the world of quantum theory and mechanics, a scalar energy field is associated with zero-spin particles. [52]

Scalar waves are also called 'longitudinal waves' or "Tesla waves". Nikola Tesla used the term scalar at the end of the last century as a part of powerful Scalar Fields (or

scalar energy) are the framework of quantum mechanics and non-Hertzian energy (without frequencies), which he referred to as standing energy or cosmic waves, or zero-point energies. [53] Scalar waves are postulated to be subtler than X-rays or gamma rays, only one hundred millionth of a square centimeter in width. In comparison, electromagnetic waves (for example radio waves) are measured by hertz (or pulses per second) but can only be measured up to levels determined by the sensitivity of the equipment being used as to how many cycles per second they operate. [54]

My knowledge and understanding of scalar energy is a more multidimensional perspective than what modern science believes. A scalar wave (or energy) is a multi-dimensional, spherical, standing wave pattern that emanates out of a fixed point of sound-tonal vibration within the morphogenetic field of the cosmic unified field of energy. [55] Scalar waves are forms of consciousness that appear to move from one place to another, but in truth are stationary points of light (stay in on place or standing) that are strung together in sequences, within the fabric of the cosmic morphogenetic field. The appearance of the scalar wave movement is generated as sequences of scalar wave points are activated (or "lighted") in synchronization with each other. An example is a flashing billboard in N.Y.C.'s Times Square that appears to have movement yet in truth does not move at all. This effect is achieved via a series of progressively flashing light bulbs in a line, sequentially flashing off and on at different oscillation rates. Thus, it appears that the light has moved from one point in the line to another. Scalar Waves represent fixed points of perpetual fission and fusion that emanate from the fabric of morphogenetic fields.

Benefits of Scalar Energy

Scalar energy is created when two electromagnetic waves come together from two opposite converging vectors. When the energy vectors meet, the equal frequencies cancel each other leaving a spherical, standing or stationary energy field. Scalar energy does not flow like normal, transverse electromagnetic waves but instead occupies space and increases in spatial mass. This space the scalar energy occupies is not a vacuum but alive with checked and balanced energies as there is a continuous energy flow in this active vacuum in the form of scalar electromagnetic pairs. This longitudinal, scalar energy space has special properties that produce aspects of healing when exposed to this energy field such as:

1. Increases the energy level of every single cell in the body to the ideal 70-90 millivolt range, [56]
2. Improves cell wall permeability thus facilitating the intake of nutrients into each and every cell and the elimination of waste from each and every cell, [57]
3. Cleanses the blood, improving chylomicron (protein/fat particles floating in the blood) and triglyceride profiles and improves fibrin patterns, [58]
4. Improves immune function by as much as 149% as proven in laboratory studies, [59]
5. Improves mental focus and balance the hemispheres of the brain as demonstrated through EEG analysis, [60]
6. Functions as an antidepressant since it inhibits the uptake of noradrenaline by PC12 nerve cells, [61]

At the Max Planck Institute in Germany, a scientist named Dr. Puharich conducted a study wherein *E. coli* microorganisms were exposed to 8.00 Hz scalar fields that increased activity of the RAD-6 gene, which codes for proteins involved in DNA repair. [62] Other experiments were also conducted that utilized the in vitro approach to show that the scalar fields generated from an analog watch inhibit neurotransmitter uptake into nerve cells via the same mechanism as tricyclic antidepressants. [63]

Lab tests have also indicated that red and white blood cells tend to accumulate together during illness, injury or poor health. Scalar energy “un-glues” the cells while circulation is vastly improved in lymphatic and cardiovascular systems to flow smoothly. [64] It was concluded that optimal flow of bodily fluid systems accelerates the self-healing process. Therefore, I postulate that exposure to scalar wave energy is the essential electromagnetic healing phenomena of all healing procedures.

Scalar vs. Electromagnetic

Scalar waves and electromagnetic (EM) waves differ in numerous important aspects:

1. Scalar waves are longitudinal and encompass the field; Electromagnetic waves are transverse and travel like waves.
2. Scalar waves are instantaneous and have no loss of power over vast distances; Electromagnetic waves lose power over distance.
3. Scalar waves can pass through solid metal objects with no loss of power; Electromagnetic waves cannot.

Examples of electromagnetic waves are radio waves, light waves, and x-rays, while examples of scalar waves are plasma waves, sound waves, and neutrino radiation. [65]

Scottish mathematician James Clerk Maxwell (1831-1879) originally discovered Scalar waves. [66] Maxwell connected electricity and magnetism laying the foundation for modern physics, but unfortunately his research on scalar waves were deliberately left out of his work by Heinrich Hertz, who laid down the foundation for physics as taught at universities. Science of that era rejected Maxwell's scalar waves as 'supernatural' because they were non-physical and only existed in the 'ethers' and so were determined to be too inadequate for further investigation.

Scalar waves would have been lost had it not been for the experiments of experimental physicist Nicola Tesla (1856-1943). Over 100 years ago, Tesla measured and proved the existence of scalar wave properties, [67] which has recently been confirmed by German Prof. Dr. Konstantin Meyl. [68] Tesla later experimented using the Heinrich Hertz's research, which was proving the existence of electromagnetic waves. As Tesla was experimenting with violently abrupt direct current electrical charges, scalar energy (scalar) was rediscovered.

By 1904, Tesla had developed transmitters to harness scalar energy from one transmitter to another, undetectably bypassing time and space. [69] He could just

materialize it from one place to another through hyperspace, without the use of wires, it was just sucked right out of the space-time/vacuum and into a transmitter and into a beam, which could be targeted to another transmitter. Regrettably, Tesla did not receive financial backing for substituting electricity, and presently, this is the main cause why scalar energy is still not acknowledged in mainstream physics. Although Tesla discovered more for humanity in the field of science than the better known scientists like Einstein and Hertz, he is still not credited in science books for his discovery of scalar waves, a source of 'free-energy' obtainable as a limitless source of power that costs nothing.

DNA Communicates via Scalar

Cellular communication between cells occurs when one cell sends the read information and imprints it to the other cell. How does genetic information travel from one cell to another? According to Prof. Konstantin Meyl, the DNA generates a scalar wave (longitudinal wave) that propagates in the directions of the magnetic field vector. [70] Hydrogen bonds hold together through Coulomb forces electrically polarized base pairs in a DNA strand. To gain access to this polarization, the hydrogen bonds must be separated, requiring radial outward electric field lines or, a vortex field. Since the magnetic field vector is perpendicular to the electric vertical field, a resulting axial direction to the DNA strand is a logical consequence. The motion of the vortex field in the direction of the magnetic field results in a longitudinal wave forming a so- called magnetic scalar wave (See Fig.). [71]

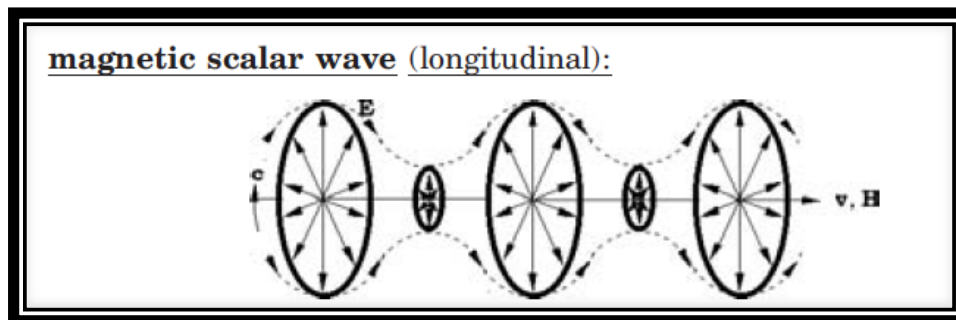


Figure 6. Electric ring vortices form a magnetic scalar wave

The superbly researched biochemistry of the cell nuclei describes the direction that must be investigated. [72] Meyl confirms, "The coding regions in the DNA strand, the genes, make up only a fraction of the total amount of DNA. The stretches that flank the coding regions are called introns and consist of non-coding DNA. Introns were looked upon as junk in the early days". [73] As I stated earlier, biologists and geneticists currently believe that this non-coding DNA may be essential in order to expose the coding regions and to regulate how the genes are expressed. [74]

In the presence of scalar waves, DNA cells tend to resonate with each other as they attract information and energy from other cells and their environment. This model may explain how epigenetics occurs. If both transmitter and receiver cell are in

bioresonance, then both information and energy are in homeostasis. However, if the transmitter cell does not find a receiver cell to resonate with, DNA code encryption would be impossible. To prevent this from occurring, there must be neutral cells that are not encrypted and do not have to transmit information. These include the 'introns' or 'junk' DNA, as the introns are the uncoded DNA fragments that outnumber the 'exons', which actually carry the information. [75]

It is due to the introns that a scalar wave can potentially be formed in between two identical segments of two cells. This suggests balanced energy conditions on both ends but if the original information were dissimilar, the gene coding would be drawn to the receiver from the sender cell causing bioresonance restriction. This clearly proves that introns are behind evolution. Gene-controlled metabolism is solely possible only when information plus energy are presented. This accurately describes the characteristics of a scalar wave for unlike electromagnetic waves that only transport energy, scalar waves carry both information and energy. A DNA wave moving through the twisted double helix must contain sufficient energy to not only progress through the helix, facilitating transport over a certain distance, but will also ensure the desired production of proteins at the site of the recipient. [76]

Water – The perfect carrier of information

The human physical body is made up of approximately over seventy-five percent (75%) isotonic water. If one were to attempt to introduce a healing pattern or information for a specific disease in the form of certain hertz frequency, then the optimum delivery system would include scalar-energized, frequency programmed or imprinted into the human body or isotonic water carrier. Since our DNA communicates and generates a scalar wave (longitudinal wave) that propagates in the directions of the magnetic field vector, then it only makes sense to utilize scalar energy to transfer the specific hertz frequency into the isotonic water of either a carrier or the human body. [77]

The idea that water had memory was first introduced in 1988 when controversial French scientist Jacques Benveniste submitted his paper that stated that white blood cells called basophils, which control the body's reaction to allergens, can be activated to produce an immune response by solutions of antibodies that have been diluted down so much that they contain none of these biomolecules at all. [78] It was not until 2008 when Nobel Prize Laureate Luc Montagnier stunned the scientific community by claiming that DNA emits weak electromagnetic waves that cause structural changes in water that persist even in extremely high dilutions.

In Montagnier's "teleportation of DNA" experiment, his team prepared two adjacent but physically separate test tubes within a copper coil and exposed to a very weak extremely low frequency electromagnetic field of 7 hertz. The apparatus was isolated from Earth's natural magnetic field to stop it interfering with the experiment. One tube contained a fragment of DNA around 100 bases long; the second tube contained only pure water. After 16 to 18 hours, both samples were independently subjected to the polymerase chain reaction (PCR). The gene fragments were found in both tubes, even

though one should have contained just water. These additional fragments were replicants, generated by low-frequency electromagnetic waves transmitted from the original “real” DNA in the other tube. Physicists in Montagnier's team suggest that the DNA structure is preserved and amplified through quantum coherence effects and, because it mimics the shape of the original DNA, the enzymes in the PCR process mistake it for DNA itself. [79] The DNA was therefore being replicated from its quantum imprint. [80]

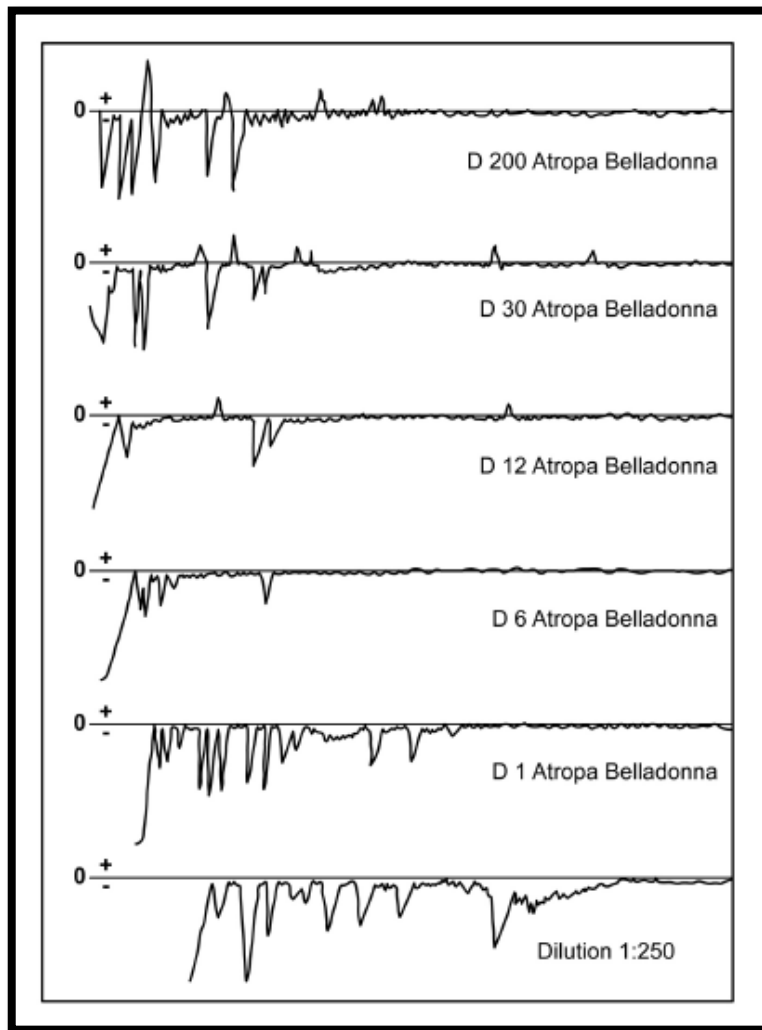


Figure 7. Radio Belladonna from Montagnier experiment

Legend: each layer is more dilute than the one below (so D30 is more dilute than D12, and so on). Spikes above the line mean the solution is actually transmitting EMF energy. Notice the largest spike for D200, the most dilute of these solutions tested. D1 (dilute 10 times) and the original tincture 1:250 did not transmit.

Hope 4 Cancer Clinic Case Report

Materials and methods

This case study was conducted 10-19 May 2016 at the Hope 4 Cancer Clinic in Tijuana, Mexico under the approval of Dr. Tony Jimenez and supervised by Dr. Olga Goldina and Dr. Jere Rivera-Dugenio, Ph.D. A group of five cancer patients, ranging from stage 3 to stage 4, were invited to participate in this case study. The types of carcinoma ranged from lung, pancreas, prostate, stomach, and lymphoma.

The manner of scalar plasma treatment adheres to precise guidelines as it works to introduce specific patterns of information to the cellular regenerative system of the human body. The scalar plasma device utilized in this case study incorporated a miracoil coil design and a small inert noble gas insert plus one tube of oxygen. Inert gas therapy has been documented for over thirty years and studies have shown rapid healing in biological matter. [81] The five inert noble gases used in the glass insert included Argon, Helium, Krypton, Neon and Xenon.



Figure 8. Voice-activated scalar noble gas device

The following is the voice activated scalar plasma therapy process utilised in this case study.

1. Similar to the human fingerprint, no two human voices are identical. We begin by recording each patient's voice for fifteen seconds. The Golden Six waveform voice-analyzing software was utilized to record the stress in each patient's voice. The Golden Six waveform is the perfect carrier for delivering the healing frequencies to each patient. Instead of utilizing traditional binaural beats, which integrate two sets of one frequency, the Golden Six utilizes two sets of three waveform frequencies totaling six waveforms creating a more multidimensional sound experience by constructing a complicated interference pattern that maximizes the creation of new neural pathways. This creates an interference pattern of dynamic shifting into four-dimensional space. [82]

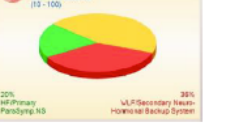
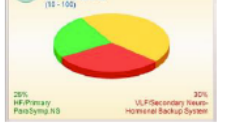





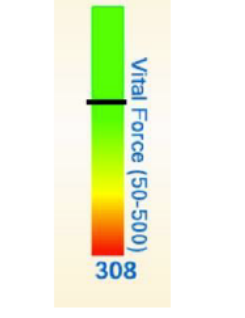




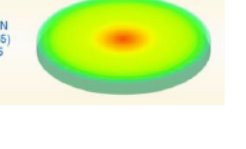





2. The software then measures the composition of each fifteen-second-voice sample utilizing a sophisticated algorithm to assess 1.5 billion bits of information and then creates a personalized, twenty minute calming sound therapy audio track for each patient. Each personalized sound therapy audio track serves as a resonance mirror for the patient as it detects their subconscious blocks and energy patterns as the subtle level.

3. Combined with the personalized sound therapy sessions, each patient was given a 4ml bottle of isotonic water to drink throughout the case study, which was programmed with the same, personalized healing frequencies. For a period of three to nine days, each

patient listened and experienced their personal sound therapy frequencies through earphones while simultaneously drinking their programmed water and being within one to three feet of the scalar plasma device.

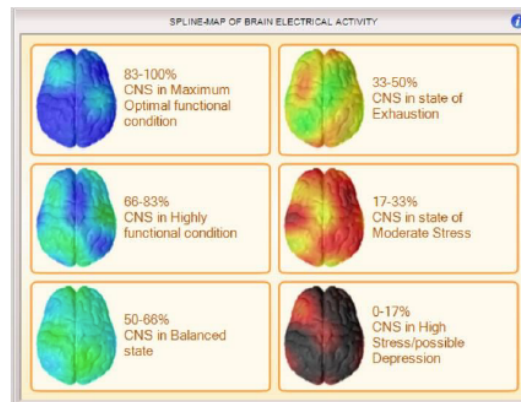
The goal of this case study was to cause a positive shift in the patient's autonomic nervous system (ANS). In order to verify the results, the VitalScan Heart Rate Variability (HRV) software was utilized to measure the before and after parameters of each patient.

Parameters

<p>2. Stress Index</p> <p>How hard does the nervous system of the body have to work in order to achieve balance? 500 or over is a more critical issue. Lifestyle changes must be implemented.</p>	<table border="1"> <tr> <td data-bbox="760 558 1068 730">  <p>STRESS INDEX Effort required to achieve balance (10 - 100)</p> <p>20% LF Primary Parasymp NS</p> <p>30% VLF Secondary Neuron Normal Backup System</p> </td><td data-bbox="1068 558 1351 730">  <p>STRESS INDEX Effort required to achieve balance (10 - 100)</p> <p>20% LF Primary Parasymp NS</p> <p>30% VLF Secondary Neuron Normal Backup System</p> </td></tr> <tr> <td>Out of Range -10 or + 100</td><td>Within Range 10 to 100</td></tr> <tr> <td colspan="2">Score</td></tr> </table>	 <p>STRESS INDEX Effort required to achieve balance (10 - 100)</p> <p>20% LF Primary Parasymp NS</p> <p>30% VLF Secondary Neuron Normal Backup System</p>	 <p>STRESS INDEX Effort required to achieve balance (10 - 100)</p> <p>20% LF Primary Parasymp NS</p> <p>30% VLF Secondary Neuron Normal Backup System</p>	Out of Range -10 or + 100	Within Range 10 to 100	Score	
 <p>STRESS INDEX Effort required to achieve balance (10 - 100)</p> <p>20% LF Primary Parasymp NS</p> <p>30% VLF Secondary Neuron Normal Backup System</p>	 <p>STRESS INDEX Effort required to achieve balance (10 - 100)</p> <p>20% LF Primary Parasymp NS</p> <p>30% VLF Secondary Neuron Normal Backup System</p>						
Out of Range -10 or + 100	Within Range 10 to 100						
Score							
<p>3. Vital Force</p> <p>Without fuel in your car you will not get very far. You need enough energy for all the regulatory systems to manage your hormones, nervous system, etc.</p> <p>We can equate this number to a rubber ball that can bounce dynamically up and down within a specific range as opposed to a rubber ball that has no air in it.</p> <p>Your autonomic nervous system regulates 90% of your body's functions and is made up of the sympathetic nervous system and the parasympathetic nervous system. One is the exelcarator pedal and the other is the brakes.</p> <p>For proper health, these two branches of the nervous system need vitality to quickly and efficiently go back and forth.</p> <p>The normal range is (50-500). The higher this range is, the better and this number is also relative to age. The goal is to increase this number over time. If this number is high your body can regulate on its own and if it is low you require outside help from your Health Care provider.</p>	<table border="1"> <tr> <td data-bbox="760 928 1068 1297">  <p>Vital Force (50-500)</p> <p>18</p> </td><td data-bbox="1068 928 1351 1297">  <p>Vital Force (50-500)</p> <p>308</p> </td></tr> <tr> <td>Out of Range -50 or + 500</td><td>Within Range 50 to 499</td></tr> <tr> <td colspan="2">Score</td></tr> </table>	 <p>Vital Force (50-500)</p> <p>18</p>	 <p>Vital Force (50-500)</p> <p>308</p>	Out of Range -50 or + 500	Within Range 50 to 499	Score	
 <p>Vital Force (50-500)</p> <p>18</p>	 <p>Vital Force (50-500)</p> <p>308</p>						
Out of Range -50 or + 500	Within Range 50 to 499						
Score							
<p>4. SDNN</p> <p>SDNN stands for "standard deviation of all normal RR intervals", those measured between consecutive sinus beats. This reflects your ability to respond quickly, dynamically and effectively to a crisis. Normal range is 55-65. The higher the range the better. This number is increased by proper physical activity, decreased toxicity, stress reduction and balanced fatty acids.</p>	<table border="1"> <tr> <td data-bbox="760 1495 1068 1684">  <p>SDNN (55-65) 28.5</p> </td><td data-bbox="1068 1495 1351 1684">  <p>SDNN (55-65) 60.9</p> </td></tr> <tr> <td>Below Range -55</td><td>Within Range 55 to 65</td></tr> <tr> <td colspan="2">Score</td></tr> </table>	 <p>SDNN (55-65) 28.5</p>	 <p>SDNN (55-65) 60.9</p>	Below Range -55	Within Range 55 to 65	Score	
 <p>SDNN (55-65) 28.5</p>	 <p>SDNN (55-65) 60.9</p>						
Below Range -55	Within Range 55 to 65						
Score							

7. *Psycho-Emotional State Index*

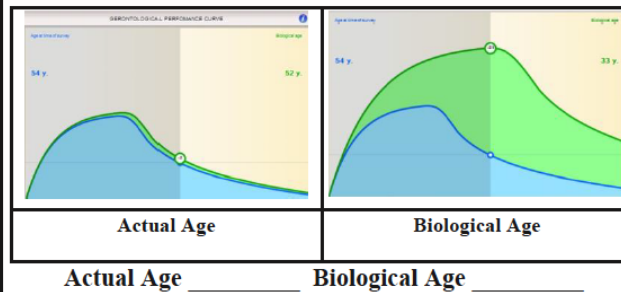
The normal range is between 50-100 and is looking at the total power of the spectral density of the frequencies that regulate brain function such as Delta, Theta, Alpha, Beta. This is not an EEG of the brain but comes from a mathematical calculation from the heart electrical cardiogram. This gives us an indication of overall brain function.



Normal range is between 50-100 Score

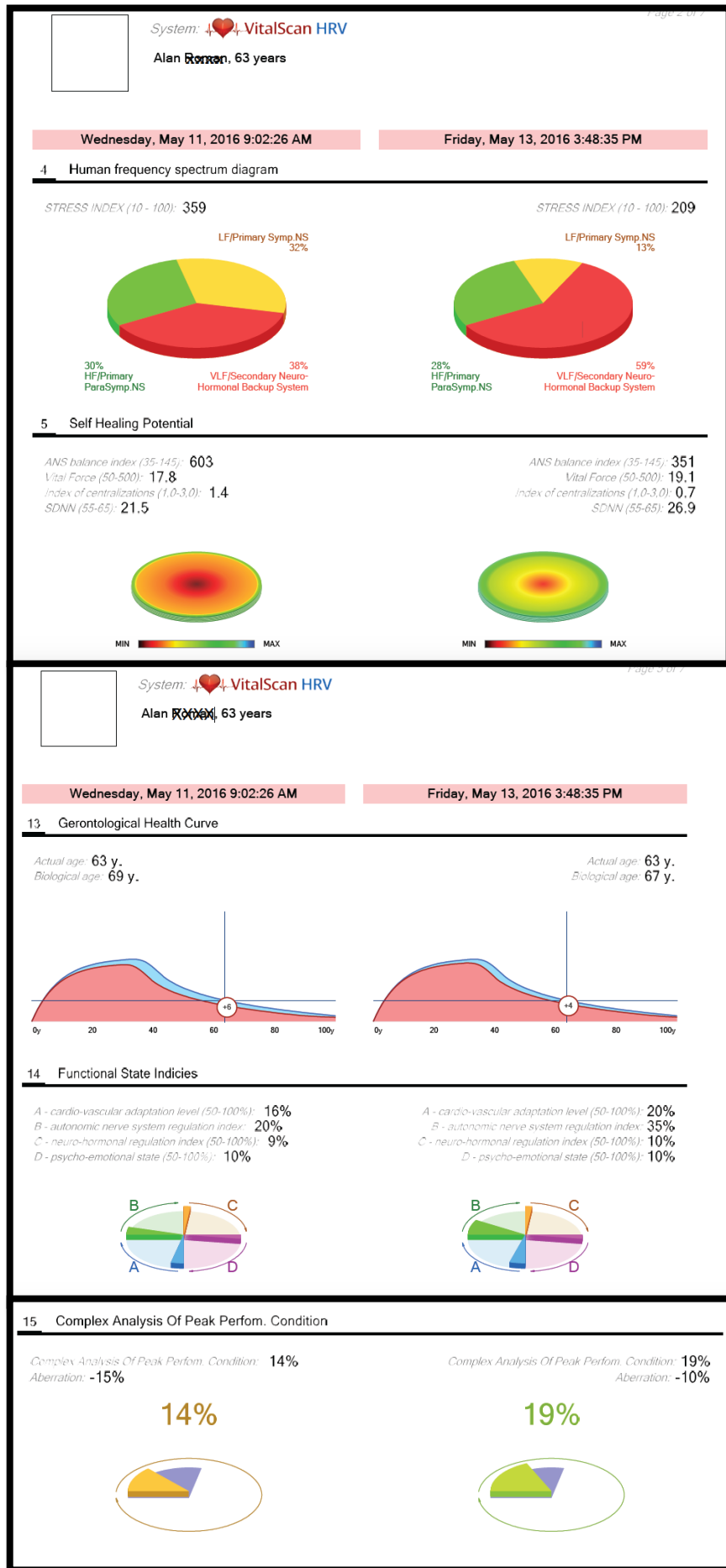
13. *Gerontological Performance Curve*

Scientists took a population of 10,000 healthy people of different ages with a variety of healthy conditions and plotted this information on a bell shaped curve according to their age and where optimum would be for that age. This graph will show what your actual age is compared to your biological age. We all want to be younger than our actual age. This is a clear indication of anti-aging.

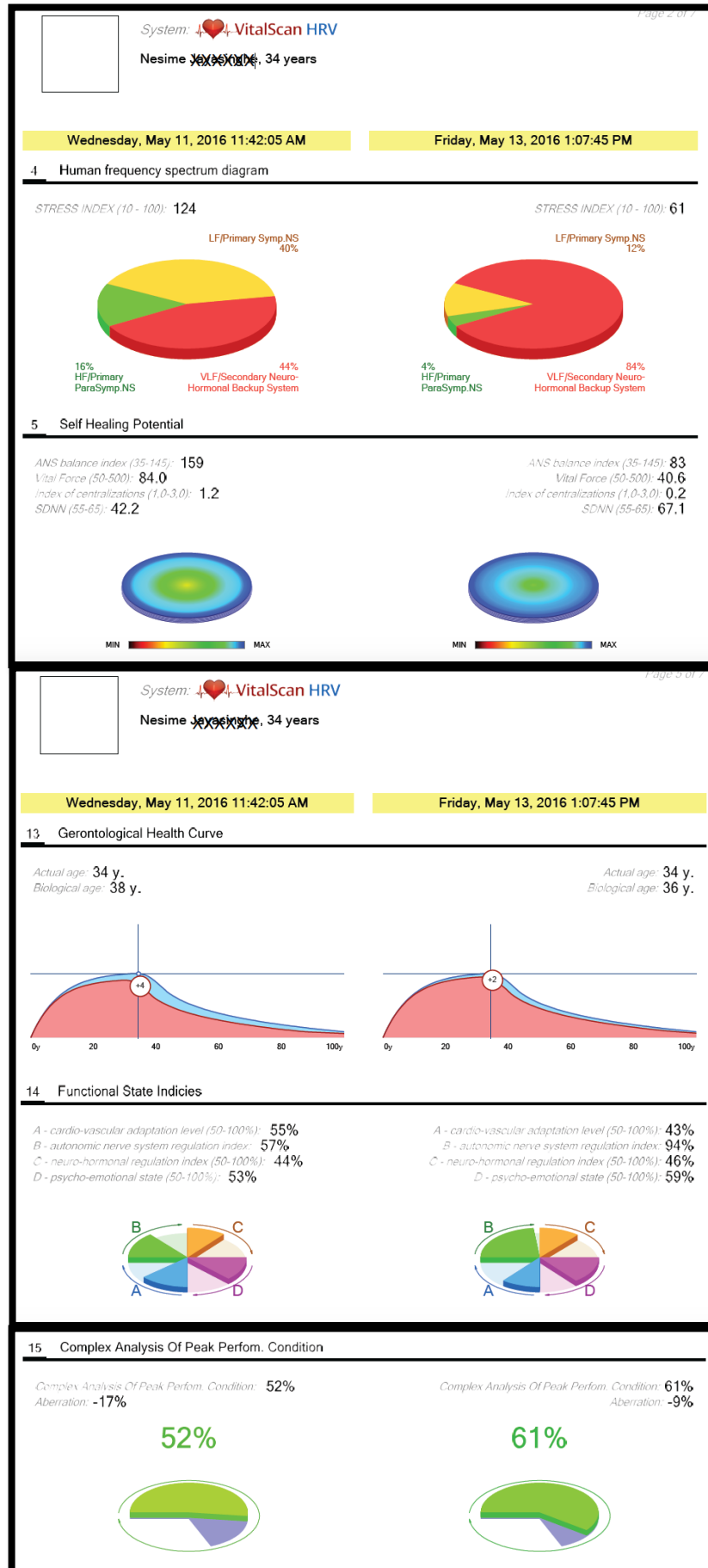


Patients Results

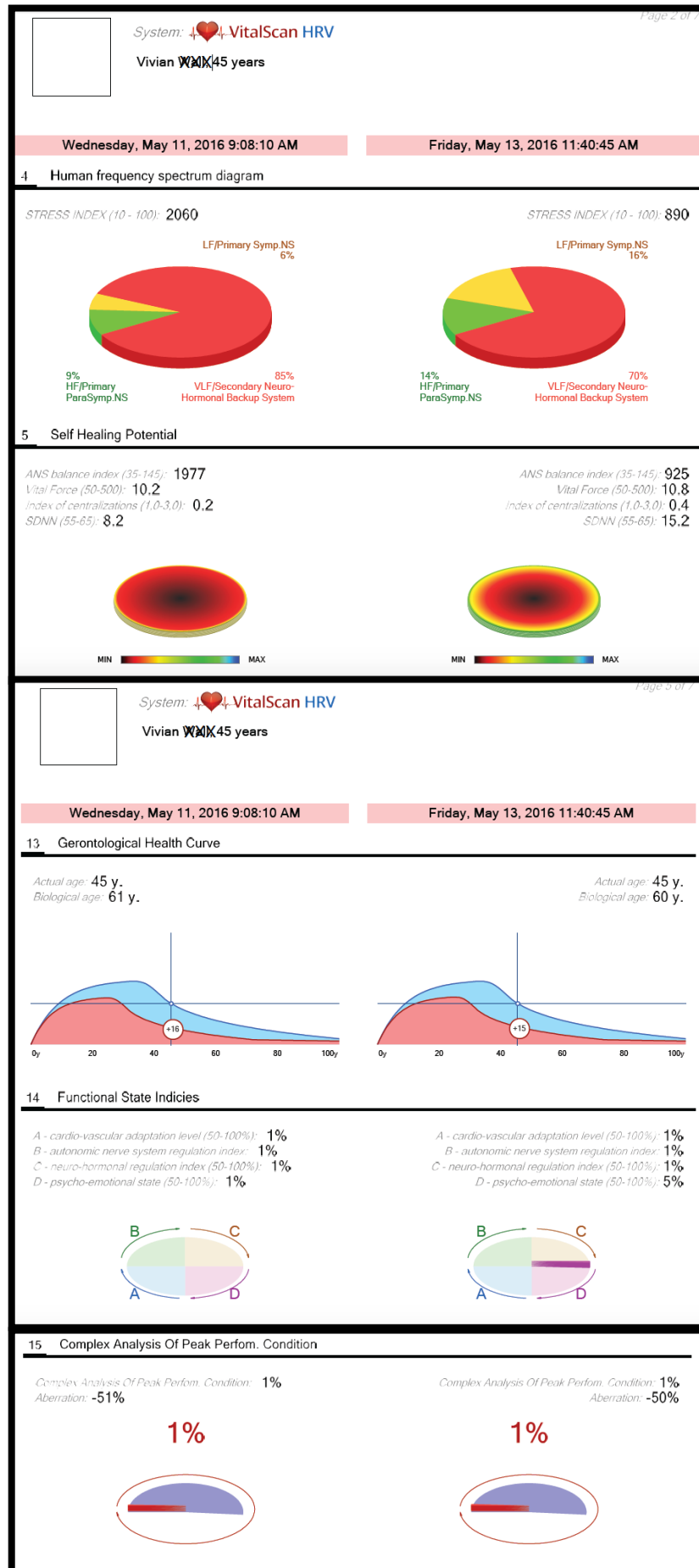
Case #1:
Stage 3
Pancreatic
Carcinoma



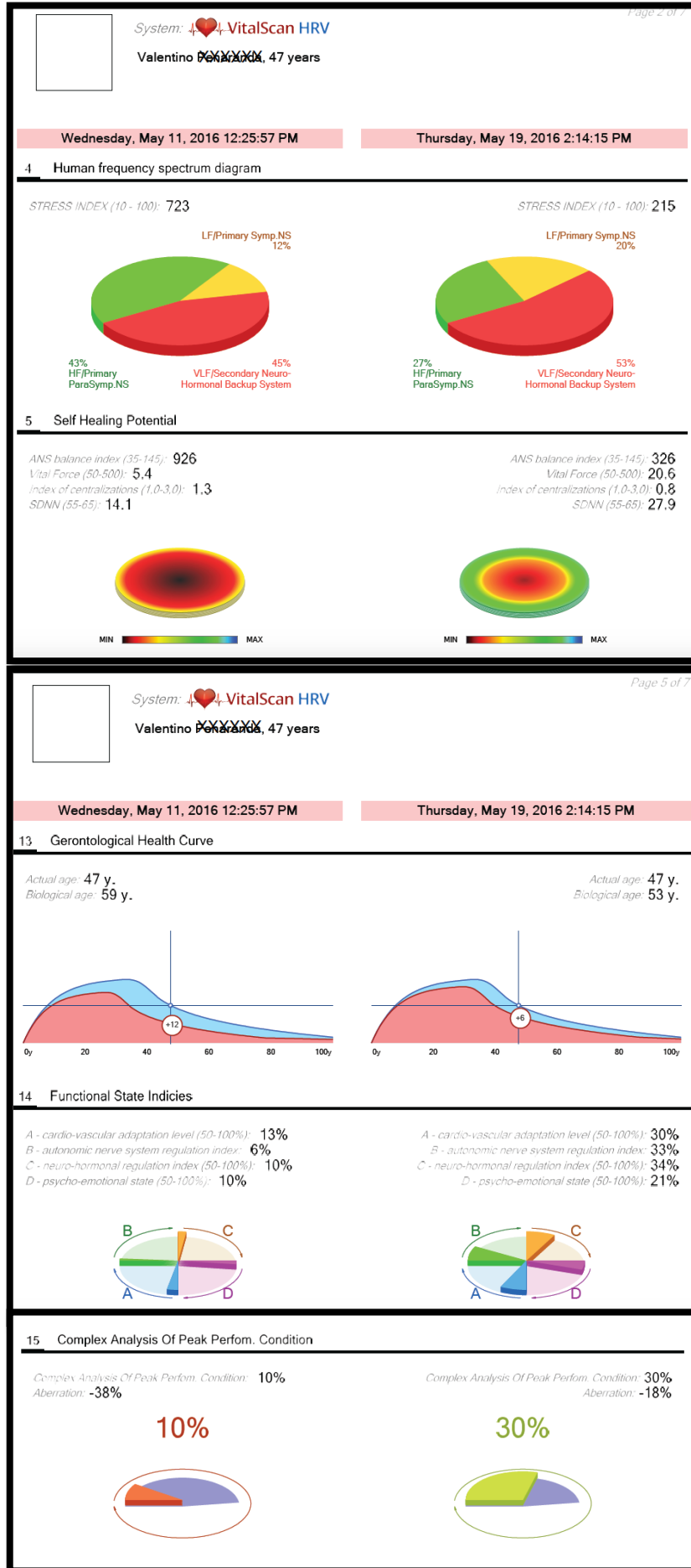
Case #2:
Stage 3
Lung
Carcinoma



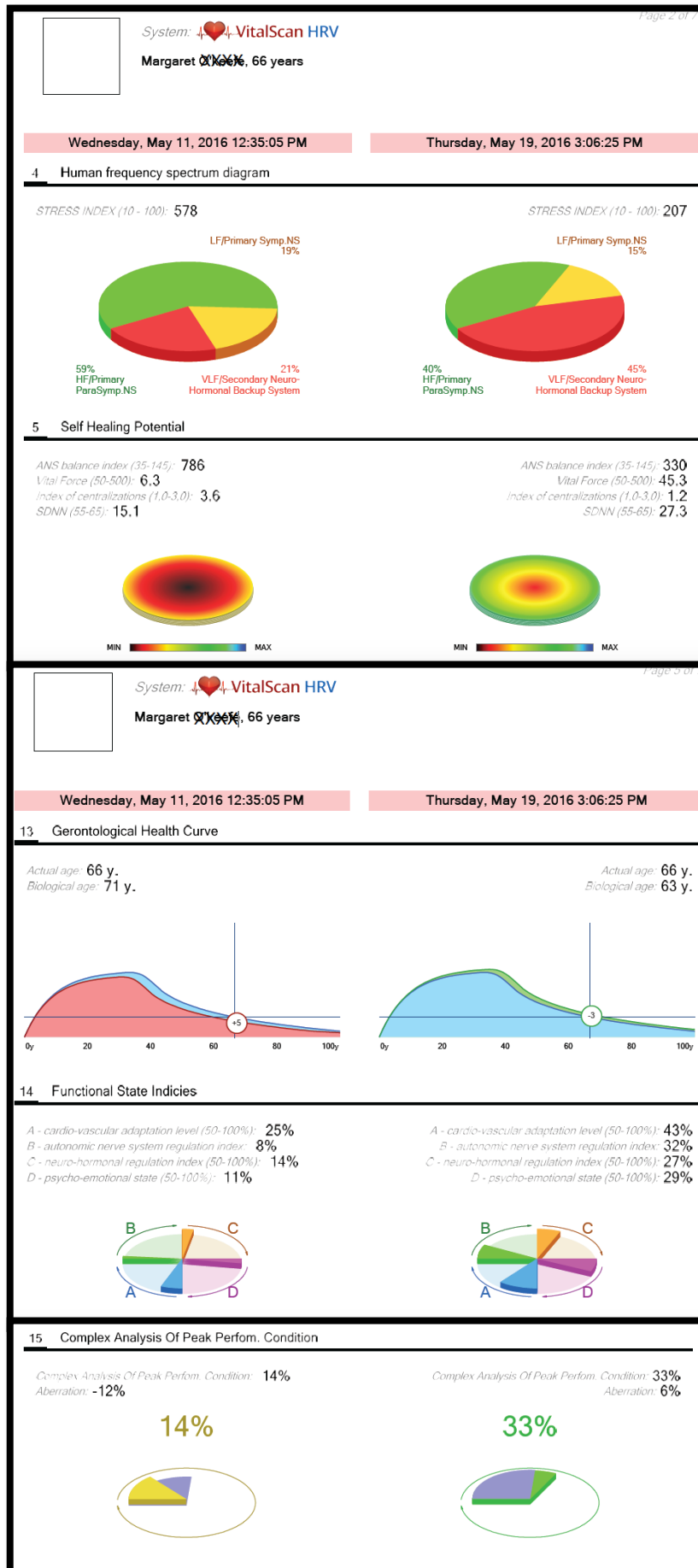
Case #3:
Stage IV
Lymphoma
Non-
Hodgkin's



Case #4:
Stage 3
Prostate
Carcinoma



Case #5:
Stage 3
Breast
Carcinoma



Comparative Report

Case #1: 63-year-old male (Stage III pancreatic carcinoma)

Stress Index – Lowered by 150
ANS Balance Index – Lowered by 252
Vital Force – Increased by 1.3
SDNN – Increased by 5.4
Actual vs. Biological Age – Lowered biological age by 2 years
Peak Performance Condition – Increase of 5%

Case #2: 34-year-old female (Stage III lung carcinoma)

Stress Index – Lowered by 63
ANS Index – Lowered by 76
Vital Force – Lowered by 43.4
SDNN – Increased by 24.9
Actual vs. Biological Age - Lowered biological age by 2 years
Peak Performance Condition – Increase of 9%

Case #3: 45-year-old female (Stage IV Non-Hodgkin's Lymphoma)

Stress Index – Lowered by 1170
ANS Index – Lowered by 1052
Vital Force – Increased by .6
SDNN – Increased by 7
Actual vs. Biological Age – Lowered by 1 year
Peak Performance Condition – Remained the same

Case #4: 47-year-old male (Stage III prostate carcinoma)

Stress Index – Lowered by 508
ANS Index – Lowered by 600
Vital Force – Increased by 15.2
SDNN – Increased by 13.8
Actual vs. Biological Age – Lowered by 6 years
Peak Performance Condition – Increase of 20%

Case #5: 66-year-old female (Stage III breast carcinoma)

Stress Index – Lowered by 371
ANS Index – Lowered by 456
Vital Force – Increase by 39
SDNN – Increases by 12.2
Actual vs. Biological Age – Lowered by 8 years
Peak Performance Condition – Increase of 19%

All cases showed lowering of the stress index, ANS balancing index and biological age.
All cases except case#3 showed an increase of peak performance condition.

Discussion

In the true sense of healing a living biological organism with mid to late stage carcinoma, it is preposterous to utilize poisonous options such as chemical or radiation chemotherapy. This will only weaken the body's immune system whose sole task is to seek out and destroy invader cells such as cancer. There has never been nor will be any true published research that can prove chemotherapy of any kind will not destroy the body's immune system nor heal the scalar electromagnetic nature of the cellular regenerative system.

All life has an electromagnetic rhythm that controls and modulates the DNA. [83] Therefore, it is vital to adopt a more quantum mechanics approach to all healing protocols for disease prevention and management. Scalar energy and plasma gas technology together has maximum benefit for the biological organism with zero side effects and toxicity like chemotherapy. Scalar and plasma therapy allows attaining good control over harmonizing the autonomic nervous system by direct frequency induction into the introns, hence inducing a reprogramming of the DNA. A fifteen to thirty minute daily exposure of scalar frequencies directed through a plasma gas tube along with ingesting scalar-infused isotonic water for at minimum of three days reduces stress levels by as much as fifty percent (50%), harmonizes the ANS and lowers the biological age by as much as eight years.

This case report suggests that combination of scalar plasma therapy and scalar infused isotonic water carrier is a safe, non-toxic method of cancer therapy that can assist in the attainment of healthier outcomes in patients who decline chemotherapy. I propose that further clinical and scientific case studies will increase the efficacy of scalar plasma technology in cancer management protocols.

References

- [1] Becker RO, Exploring new horizons in electromedicine, Journal of Alternative Complementary Medicine 2004 Feb; 10 (1): 17-8. PMID: 15025873
- [2] La Revue Generale Des Sciences, July 1960.
- [3] S. Goldfein, Report 2247, Energy Development from Elemental Transmutations in Biological Systems, U .S. Army Mobility Equipment Research and Development Command, May 1978. DDC No. AD AO56906.
- [4] Kaznacheyev, Vlail P. et al. "Distant intercellular interactions in a system of two tissue cultures," Psychoenergetic Systems, March 1976, pp. 141– 142]
- [5] This effect has been investigated in both the infrared and ultraviolet. IR to UV may be taken as a single harmonic interval - an octave, musically speaking. The same effect can be reproduced in any other "octave" (single harmonic interval) of the electromagnetic frequency spectrum. The reversal of the effect can also be achieved in any harmonic interval. The mechanism for these effects involves the cellular biopotential, Popp's master cellular regenerative system, and the deterministically tailored substructure of photons.

[6] There may be sufficient ordered input from the environment, however, to have something to do with territoriality in living things, salmon returning to a fixed place to spawn, turtles returning to the same beach to lay eggs, the migration of birds, etc.

[7] Note that this photon is emitted from an atomic nucleus. Hence it is a phase conjugate (time-reversed) photon. It will interact with the biopotential of targeted cells, and thus reach their own atomic nuclei. This is the mechanism for Kaznacheyev's cytopathogenic effect. See particularly C.W. Rietdijk, *Found. Phy.* 7(5-6), Jun. 77, p. 351.

[8] Recent information indicates the strong connection of Kaznacheyev with the Institute of Physiology and Biophysics and the Frank Institute in Pushkino, just outside Moscow. Since these institutes are deeply involved in microwave and coherent microwave "directed energy" weapons, it is highly probable that the Soviets are applying Kaznacheyev's "death photons" to microwave weapons -- such as the Woodpecker transmitters. If so, obviously they would develop phase conjugate countermeasure signals as well.

[9] Popp F.A, Chang J-J."Mechanism of interaction between electromagnetic fields and living organisms." *Science in China Series C* 43 (2000): p.507. -518.

[10] [11] [12] Popp F.A, "Coherent photon storage of biological systems in Electromagnetic Bio-Information", Urban & Schwarzenberg, Munchen, (1979) p.123

[13] Rorvik, David M. (1975) "Do the French Have a Cure for Cancer?" *Esquire*, July 1975, p. 110-11, 142-149. Summary of the Prioré Affair and electromagnetic curing of diseases by the Prioré machine -- including terminal tumors and infectious diseases such as sleeping sickness -- with some details of the working of the machine.

[14] Prioré, A. (1968). "Apparatus for producing radiations penetrating living cells." U.S. Patent No. 3,368,155. Feb. 6, 1968. Antoine Prioré's electromagnetic treatment device, which demonstrated positive cures for terminal cancers and leukemias in laboratory animals.

[15] Prioré, Antoine. (1963) "Procede et dispositif de production de rayonnements utilisables notamment pour le traitement de cellules vivantes." [Procedure and Assemblage for Production of Radiation Especially Serviceable for the Treatment of Living Cells.] *Republique Francais: Brevet d'Invention P.V.* No. 899.414, No. 1,342,772, Oct. 7, 1963. Antoine Prioré's electromagnetic treatment device that demonstrated positive cures for terminal cancers and leukemias in laboratory animals.

[16] Prioré, A. (1966) "Method of producing radiations for penetrating living cells," U.S. Patent No. 3,280,816, Oct. 25, 1966. Antoine Prioré's method of producing his "conditioned" radiations used to treat cellular diseases.

[17] Prioré, Antoine. (1973) Guérison de la Trypanosomiase Expérimentale Aiguë et Chronique par L'action Combinée de Champs Magnétiques et D'Ondes Electromagnétiques Modulés. [Healing of intense and chronic experimental trypanosomiasis by the combined action of magnetic fields and modulated electromagnetic waves], thesis submitted in candidacy for the doctoral degree, 1973. This is Prioré's original doctoral thesis, submitted to the University of Bordeaux. The university rejected the thesis when the Prioré project was suppressed.

[18] Becker, Robert. *Cross Currents The Perils of Electropollution, The Promise of*

Electromedicine, ISBN-13: 978-0874776096. TarcherPerigee (1990). BECKER RO, BACHMAN CH, SLAUGHTER WH, Longitudinal direct-current gradients of spinal nerves, *Nature*, 1962 Nov 17;196:675-6 PMID: 13970134

[19] Kaznacheyev, Vlail P. et al. "Distant intercellular interactions in a system of two tissue cultures," *Psychoenergetic Systems*, March 1976.

[20] Prioré, A. (1973) "Etude du rayonnement émis in: Guérison de la trypanosomiase expérimentale aiguë et chronique par l'action combinée de champs magnétiques et d'ondes électromagnétiques modulés." ["Study of the radiation emitted in: Healing of intense and chronic experimental trypanosomiasis by the combined action of magnetic fields and modulated electromagnetic waves]. *Laboratoire d'Immunologie et de Biologie Parasitaire, Bordeaux*, 1973, Chap. 1, p. 5-7.

[21] Ghr.nim.nih.gov

[22] [23] [24] [25] Fosar G., Bludorf F.: "Vernetzte Intelligenz", ISBN 3930243237, Omega-Verlag Düsseldorf 2001

[26] Rattemeyer M., Popp F. A., Nagl, W. (1981) Evidence of photon emission from DNA in living systems, *Nature Wissenshanften*, 68 (11): 572-573.

[27] Popp, FA. *Molecular Aspects of Carcinogenesis*. Thieme Verlag, Stuttgart, Germany pp. 47-55 (1976)

[28] Popp, FA. H. L. Kong, et al., "Electromagnetic Bio-Information," 2nd Edition, Urban & Schwarzenberg, Munchen-Wien-Baltimore, 1989.

[29] Pokorny, E., Hecht, S., Sura, P. A., LeBlanc, A. K., Phillips, J., Conklin, G. A., Haifley, K. A. and Newkirk, K. (2012), MAGNETIC RESONANCE IMAGING OF CANINE MAST CELL TUMORS. *Veterinary Radiology & Ultrasound*, 53: 167–173. doi: 10.1111/j.1740-8261.2011.01897.x

[30] Kitcher, Philip. *Living with Darwin: Evolution, Design, and the Future of Faith*. New York. Oxford University Press, 2007. p.57

[31] Dembski, William A. "Intelligence, Science and Design." *First Things* 86 (1998): 21-27.

[32] ENCODE Project Consortium. "Identification and Analysis of Functional Elements in 1% of the Human Genome by the ENCODE Pilot project." *Nature* 447 (2007): 799-816

[33] Goh, S.H., Y.T. Lee, N.V. Bhanu, M.C. Cam, R. Desper, B.M. Martin, R. Moharram, R.B. Gherman, and J.L. Miller. "A Newly Discovered Human Alpha Globin Gene." *Blood* DOI 10.1182/blood-2005-03-0948.

[34] Mattick, John S., and Michael J. Gagen. "The Evolution of Controlled Multitasked Gene Networks: The Role of Introns and Other Noncoding RNAs in the Development of Complex Organisms." *Molecular Biology and Evolution* 18 (2001): 1611-30.

- [35] Garjajev P. P. Der wellengenetische Code. 1997, ISBN 5-7816-0022-1 (in Russian.)
- [36] Christiansen, Morten H; Kirby, Simon (2003). Morten H. Christiansen and Simon Kirby, eds. *Language evolution: the hardest problem in science? Language evolution* (Oxford; New York: Oxford University Press). Pp. 77–93. ISBN 978-0-19-924484-3. OCLC 51235137
- [37] Diller, Karl C.; Cann, Rebecca L. (2009). Rudolf P Botha; Chris Knight, eds. *Evidence Against a Genetic-Based Revolution in Language 50,000 Years Ago. The cradle of language* (Oxford; New York: Oxford University Press). pp. 135–149. ISBN 978-0-19-954586-5. OCLC 804498749
- [38] Shchylkina, et al. (2003)
- [39] Garjajev P.P., Kaznacheev V.P., Vasiliev A.A., Berezin A.A. Soliton-holographic genome with a collectively-symmetrical genetic code. Preprint. SO Acad. of Medical Sciences. Inst. of clinic and expert. medicine. p.50, 1990; Gariaev P.P., Wave genome. Dep. VINITI. p.279, 1993; Gariaev P.P., Wave genome. M. Obich. Polza Press. 1994. p.279.
- [40] Gariaev P.P., Junin A.M., 1989, Energy, no10, 46-52. [in Russian], Gariaev P.P., Chudin V.I., Komissarov G.G., Berezin A.A., Vasiliev A.A., 1991, Proc. SPIE, v.1621, 280-291. Gariaev P.P, 1994, Wave genome, Public Profit. Moscow. 279 pages [in Russian].
- [41] Kaznacejev V. P., Michailova L. P. "Ultraschwache Lumineszenz in interzellularen Interaktionen." Novosibirsk, Nauka, 1981 (in Russian.)
- [42] Fosar G., Bludorf F.: "Vernetzte Intelligenz", ISBN 3930243237, Omega-Verlag Düsseldorf 2001
- [43] Einstein-Rosen Bridge, or wormhole, is a hypothetical topological feature that could connect two separate points in spacetime. (Wikipedia)
- [44] Fosar G., Bludorf F.: "Vernetzte Intelligenz", ISBN 3930243237, Omega-Verlag Düsseldorf 2001
- [45] Sancier and Hu (1991)
- [46] Deane, A. Voyagers I: The Sleeping Abductees. ISBN- 1893183246, 9781893183247, Granite Publishing LLC (2001)
- [47] Direct Cognition is direct, experiential knowing formatted in either word text or image pictures.
- [48] Bem D. J., & Honorton, C. (1994). "Does psi exist? Replicable evidence for an anomalous process of information transfer." *Psychological Bulletin*, 115, 4-18
- [49] Sheldrake, R. Dogs That Know When Their Owners are Coming Home: And Other Unexplained Powers of Animals. ISBN-13: 978-0091801502, Hutchinson; First edition (1999)

[50] Dalley, Stephanie. Myths from Mesopotamia: Creation, The Flood, Gilgamesh, and Others. Oxford University Press, New York. ISBN-978-0-19-953836-2. First Edition (1989) p.228 / Sitchin, Zecharia. The Lost Book of Enki: Memoirs and Prophecies of an Extraterrestrial God. Bear & Company, Vermont. ISBN-978-1-59143-037-7. First paperback edition. (2004)

[51] scalar - www.merriam-webster.com

[52] scalar - www.merriam-webster.com

[53] King M, Tapping the Zero-Point Energy, Paraclette Pub. Provo, UT. 1990.

[54] Verismo, C. "Twelve Things You Should Know About Scalar Weapons"
<<http://www.tokenrock.com/explain-scalar-wave-technology-77.html>>: accessed June 2015

[55] Deane, A. and Deane, A. 15-Dimensional Anatomy Handbook. Azurite Press. (1999)

[56] [57] [58] [59] Rein G., "Effect of Non-Hertzian Scalar Waves on the Immune System," J. U.S. Psychotronics Assoc. Vol. 1, p. 15, Spring, 1989.

[60] Rein G., K. Korins, et al., "Inhibition of Neurotransmitter Uptake in Neuronal Cells by Pulsed EM Fields," Proc. 9th Bioelectromag. Soc., June 1987.

[61] Greene L.A. and G. Rein, "Release, storage and uptake of catecholamines by a clonal cell line of NGF responsive phaeochromocytoma cells", Brain Res Vol. 129, p. 247, 1977

[62] Puharich H.K., "Method and Means for Shielding a Person from the Polluting Effects of ELF Magnetic Waves and Other Environmental Pollution," U.S. Patent # 616-183, June 1984.

[63] Rein G., "Biological Interactions with Scalar Energy- Cellular Mechanisms of Action," Proc. 7th Internat. Assoc. Psychotronics Res., Georgia, 1988.

[64] Rein G., "Effect of Non-Hertzian Scalar Waves on the Immune System," J. U.S. Psychotronics Assoc. Vol. 1, p. 15, Spring, 1989.

[65] Meyl, K. Scalar Waves: Theory and Experiments. Journal of Scientific Exploration, Vol. 15, No. 2, pp. 199–205, 2001

[66] Maxwell, James Clerk (1865). "A dynamical theory of the electromagnetic field". *Philosophical Transactions of the Royal Society of London* **155**: 459–512.

[67] Tesla N., "Transmission of Energy Without Wires," Scientific Amer. Suppl, Vol. 57, p. 237, (1904)

[68] Meyl, K. Scalar Waves, from an extended vortex and field theory to a technical, biological and historical use of longitudinal waves. Indel-Verlag (www.etzs.de) 1996, engl. Transl. 2003

[69] Tesla N. (1905). Art of Transmitting Electrical Energy Through the Natural Mediums. US Patent No. 787,412. New York.

[70] Meyl K (2011a) DNA and cell resonance, communication of cells explained by field physics including magnetic scalar waves, INDEL Publ: Villingen. (www.etzs.de) 2nd ed. 2011, ISBN 973-3-940 703-17-0

[71] Meyl, K.: Reproduction of the Scalar Wave Effects of Tesla's Wardencllyffe Tower, Intern. Scientific and prof. Meeting June 28, 2006 Zagreb, Croatia, IEEE+Croatian Academy of Engineering, Zbornik Radova Proceedings, page 95

[72] Meyl K (2011b) DNA—reading and writing by scalar waves. 2nd World DNA Day—China, 2011, Track 2.7, conf. proc., p.101

[73] Meyl, K. (2011c) DNA and cell radio, double helix structure and cell communication explained by field physics, 2nd World DNA Day—China, 2011, Track 4.1, conf. proc., p.145

[74] [75] Meyl K (2011a) DNA and cell resonance, communication of cells explained by field physics including magnetic scalar waves, INDEL Publ: Villingen. (www.etzs.de) 2nd ed. 2011, ISBN 973-3-940 703-17-0

[76] Meyl K (2011b) DNA—reading and writing by scalar waves. 2nd World DNA Day—China, 2011, Track 2.7, conf. proc., p.101

[77] Meyl K (2011a) DNA and cell resonance, communication of cells explained by field physics including magnetic scalar waves, INDEL Publ: Villingen. (www.etzs.de) 2nd ed. 2011, ISBN 973-3-940 703-17-0

[78] E. DAVENAS, F. BEAUVAIS, J. AMARA^{*}, M. OBERBAUM, B. ROBINZON[†], A. MIADONNAI[‡], A. TEDESCHI[‡], B. POMERANZ[§], P. FORTNER[§], P. BELON, J. SAINTE-LAUDY, B. POITEVIN & J. BENVENISTE. Human basophil degranulation triggered by very dilute antiserum against IgE, *Nature* 333, 816 - 818 (30 June 1988)

[79] Montagnier L1, Aïssa J, Ferris S, Montagnier JL, Lavallée C. Electromagnetic signals are produced by aqueous nanostructures derived from bacterial DNA sequences. *Interdiscip Sci*. 2009 Jun; 1(2): 81-90

[80] Montagnier L1, Del Giudice E, Aïssa J, Lavallee C, Motschwiller S, Capolupo A, Polcari A, Romano P, Tedeschi A, Vitiello G. Transduction of DNA information through water and electromagnetic waves. *Electromagn Biol Med*. 2015; 34(2): 106-12.

[81] Katz I1, Palgen M2, Murdock J2, Martin AR3, Farjot G2, Caillibotte G2. Gas transport during in vitro and in vivo preclinical testing of inert gas therapies. *Med Gas Res*. 2016 Apr 4; 6(1): 14-19

[82] Arden, John B., Rewire Your Brain: Think Your Way To a Better Life: ISBN: 0470487291, 2010

[83] David Muehsam, PhD, Carlo Ventura, MD, PhD. Life Rhythm as a Symphony of Oscillatory Patterns: Electromagnetic Energy and Sound Vibration Modulates Gene Expression for Biological Signaling and Healing. *Glob Adv Health Med*. 2014 Mar; 3(2): 40–55.